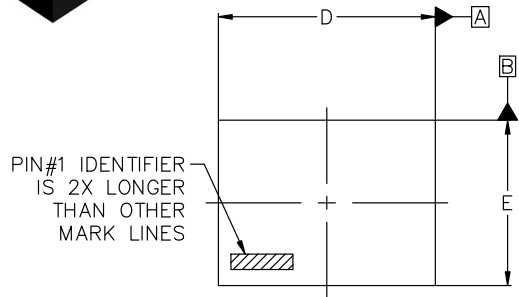
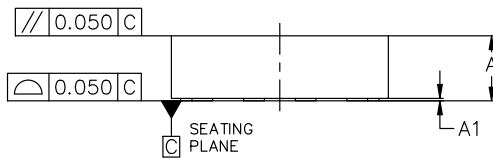


UQFN-10 2.10x1.60x0.63, 0.50P
CASE 523AD
ISSUE A

DATE 24 JUN 2026



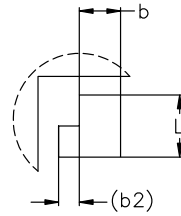
TOP VIEW
SCALE 1:1



SIDE VIEW
SCALE 1:1

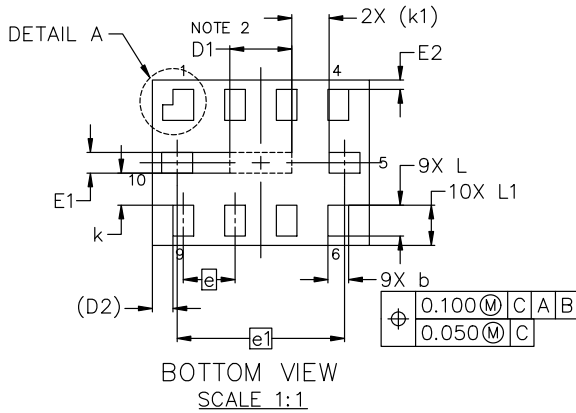
NOTES:

1. DIMENSIONING AND TOLERANCING CONFORM TO ASME Y14.5M, 2018.
2. ALL DIMENSIONS ARE IN MILLIMETERS.
3. PRESENCE OF THE CENTER PAD IS PACKAGE SUPPLIER DEPENDENT. IF PRESENT IT IS NOT INTENDED TO BE SOLDERED AND HAS A BLACK OXIDE FINISH.

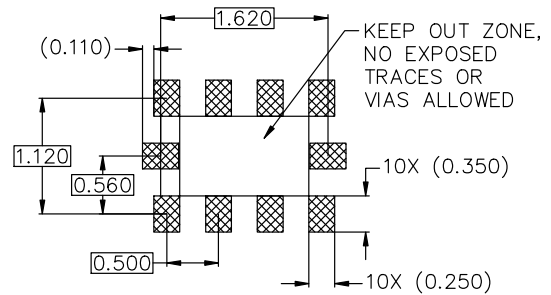


DETAIL A
SCALE 2:1

DIM	MILLIMETERS		
	MIN.	NOM.	MAX.
A	0.580	0.630	0.680
A1	0.000	0.025	0.050
b	0.150	0.200	0.250
b1	0.050	----	----
D	2.000	2.100	2.200
D1	0.550	0.600	0.650
D2	0.200 REF.		
E	1.500	1.600	1.700
E1	0.150	0.200	0.250
E2	0.000	0.075	0.150
e	0.500 BSC		
e1	1.620 BSC		
k	0.200	----	----
k1	0.360 REF.		
L	0.250	0.300	0.350
L1	0.250	0.335	0.420



BOTTOM VIEW
SCALE 1:1



RECOMMENDED MOUNTING FOOTPRINT
*FOR ADDITIONAL INFORMATION ON OUR Pb-FREE STRATEGY AND SOLDERING DETAILS, PLEASE DOWNLOAD THE ONSEMI SOLDERING AND MOUNTING TECHNIQUES REFERENCE MANUAL, SOLDERM/D.

DOCUMENT NUMBER:	98AON60477H	Electronic versions are uncontrolled except when accessed directly from the Document Repository. Printed versions are uncontrolled except when stamped "CONTROLLED COPY" in red.
DESCRIPTION:	UQFN-10 2.10x1.60x0.63, 0.50P	PAGE 1 OF 1

onsemi and ONSEMI are trademarks of Semiconductor Components Industries, LLC dba onsemi or its subsidiaries in the United States and/or other countries. onsemi reserves the right to make changes without further notice to any products herein. onsemi makes no warranty, representation or guarantee regarding the suitability of its products for any particular purpose, nor does onsemi assume any liability arising out of the application or use of any product or circuit, and specifically disclaims any and all liability, including without limitation special, consequential or incidental damages. onsemi does not convey any license under its patent rights nor the rights of others.